




South Somerset District Council



Summary of Accounts 2016/17

A simplified picture of the Council's 2016/17 Statement of Accounts

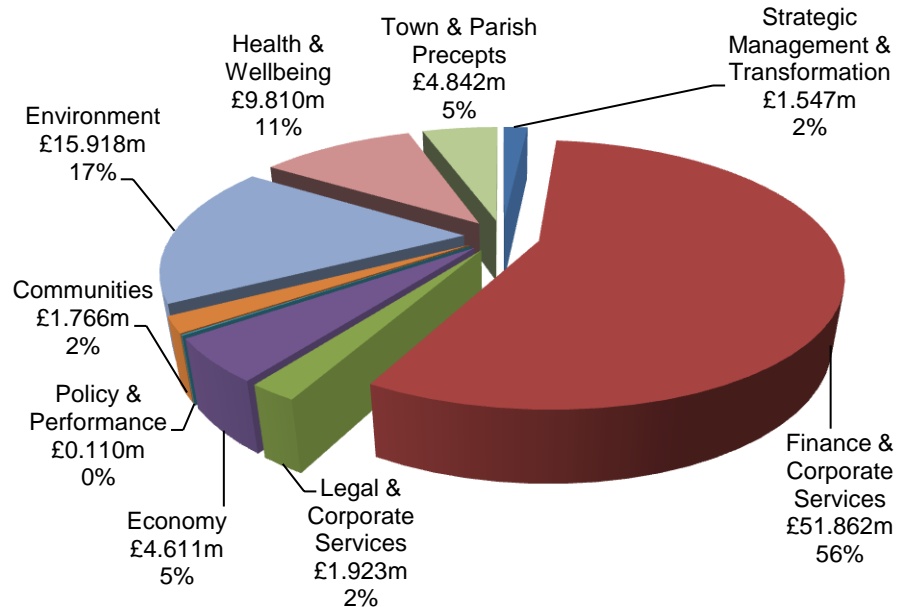
We would welcome any comments you have on the Summary of Accounts.
Please call the number below or email accountancy@southsomerset.gov.uk

A full copy of the Council's 2016/17 accounts is available on request or from the Council's website - www.southsomerset.gov.uk Please telephone 01935 462462 if you wish to be sent a copy

Where the money goes:

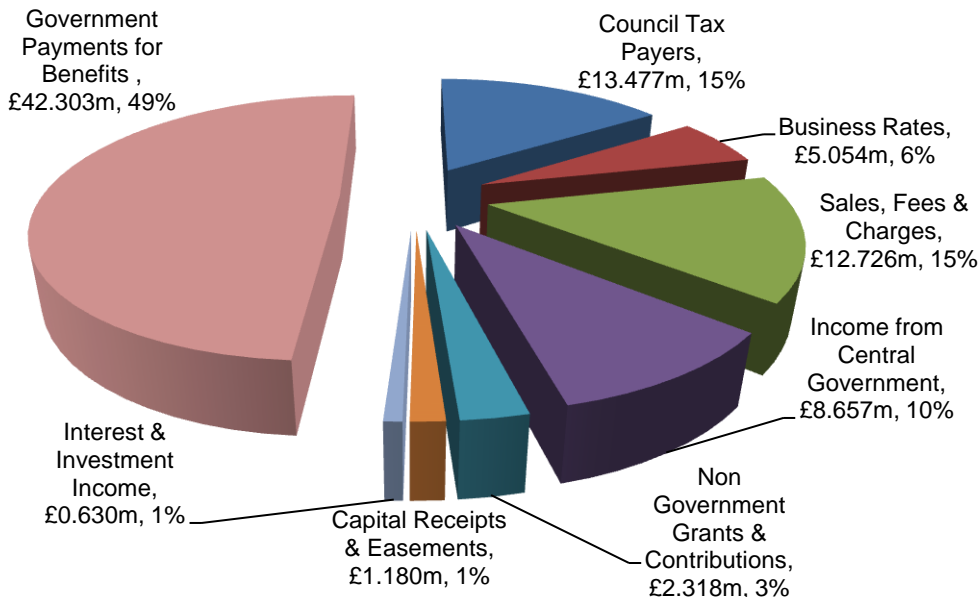
We spent £92.389 million on running services. These costs are included in our revenue account, which shows the costs incurred between 1st April 2016 and 31st March 2017. This is summarised in the pie chart below:

The revenue costs are those associated with day-to-day spending of the Council eg. Staff salaries, building maintenance and electricity. This is different to capital costs, which are detailed on the next page.



Where the money comes from:

The chart below shows where South Somerset District Council obtained its gross income of £86.345 million during 2016/17.



The Government payments for Benefits are ring-fenced for Benefit Payments that we make. This leaves £44.042 million available for expenditure on council services.

Deducting the income of £86.345 million from the expenditure of £92.389 million leaves a net deficit of £6.044 million.

Day to day spending

Capital Expenditure

Capital Expenditure is long term investment made by the council on upgrading and improving assets such as buildings and purchasing vehicles. The following table outlines the capital expenditure incurred during 2016/17.

Our gross capital spend for the year against the capital programme was £8.675m, in addition £109k was spent on leased vehicles and £202k on internally funded borrowing for assets. Therefore a total gross spend of £8.986m.

Where the money went:

Capital Expenditure	Final Budget 2016/17 £'000	Actual Spend 2016/17 £'000	Variation £'000
Finance and Corporate Services	1,698	1,698	0
Economy	1,391	1,102	289
Communities	557	218	339
Environment	1,968	1,864	104
Health & Well-being	4,287	4,104	183
Total Spent	9,901	8,986	915

Note: Explanation of individual projects is available if required.

We use a variety of sources to fund our capital spending including income from the sale of assets (capital receipts), and grants and contributions from others.

Financing of Capital Expenditure	2016/17 £'000
Capital receipts	6,697
Capital Fund	155
Capital Grants from non-government funding partners	1,245
Capital Grants from central government	889
Gross capital spend	8,986

Statement from the S151 Officer

The council's Statement of Accounts has been prepared in accordance with the Accounting Code of Practice and has received an unqualified opinion. The figures in this summary were compiled having regard to proper accounting practices.

Capital spending

What are we worth:

What the Council owns and is owed:

Net Assets	31 March 2017 £'000
Buildings, Land and Equipment owned by the Council	61,487
Stock	127
Cash in Bank and Investments	52,559
Money owed to the Council (Long & Short-term Debtors)	6,881
Money owed by the council (Creditors, Provisions, Finance Leases and Developers Contributions)	(15,926)
Money owed by the council relating to the Pension Scheme	(86,471)
Total Assets less Total Liabilities	18,657

At the end of the year we draw up a balance sheet that shows how much SSDC's land and buildings are worth, what is owed to others, what others owe us and how much cash we have.

What SSDC is Worth:	31 March 2017 £'000
Usable Reserves	50,184
Unusable Reserves	54,944
Pensions Reserve	(86,471)
Total Reserves and Balances	18,657

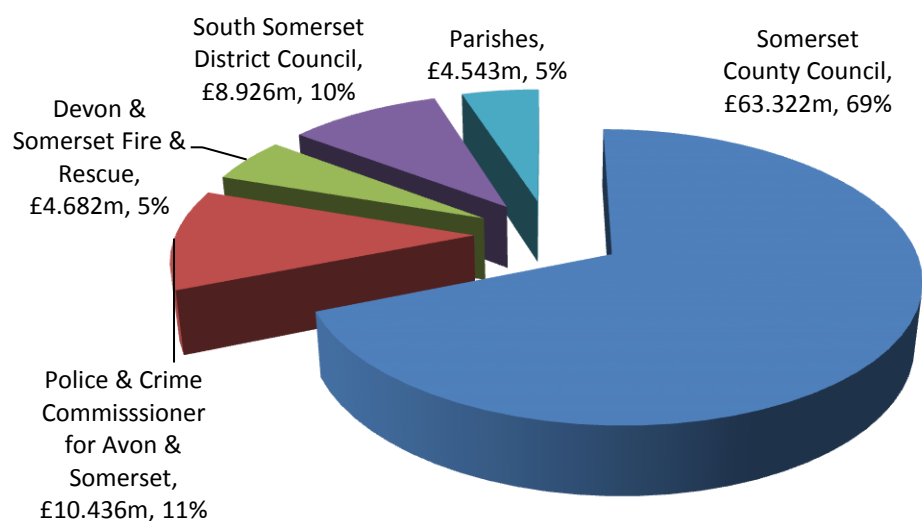
Usable Reserves are those that can be applied to fund expenditure or reduce taxation. Unusable Reserves are for technical adjustments.

(Items in brackets represent council liabilities)

Council Tax facts and figures:

Description	2015/16	2016/17
Population of South Somerset	164,600	164,982
Collection of Council Tax in year	97.24%	98.04%
Value of direct Debits	£69.378m	£74.453m
% Collected by Direct Debit	78.41%	79.33%
% of Households paying by Direct Debit	67.32%	68.77%

We collect Council Tax on behalf of Somerset County Council, Avon & Somerset Police, Devon & Somerset Fire and Rescue and the Parish Councils within our district (we have no control over these authorities' expenditure). The most economical way of collecting this is by Direct Debit.



SSDC's worth